

# **WEST AFRICAN JOURNAL OF APPLIED ECOLOGY**

**Volume 5**

This issue is available on-line: [www.WAJAE.com](http://www.WAJAE.com)

## **Editors**

**S.K.A. Danso**

*Ecological Laboratory, University of Ghana, Legon*

and

**M.K. Abekoe**

*Department of Soil Science, University of Ghana, Legon*

## **Editorial Board**

**T. W. Awadzi**, Department of Geography and Resource Development, University of Ghana, Legon, Ghana

**A. Tidiane Ba**, Institute des Sciences de l'Environnement, Faculte des Sciences, Université Cheik Anta Diop, Dakar, Senegal

**J. J. Baidu-Forson**, United Nations University for National Resources of Africa, University of Ghana, Legon, Ghana

**H. Breuning-Madsen**, Institute of Geography, University of Copenhagen, Denmark

**A. Emechebe**, Ahmadou Bello University, Zaria, Nigeria

**E. Laing**, Department of Botany, University of Ghana, Legon, Ghana

**R. Lal**, Department of Agricultural Engineering, Ohio State University, Columbus, USA

**Y. Ntiamoa-Baidu**, Department of Zoology, University of Ghana, Legon, Ghana

**N. Sanginga**, International Institute for Tropical Agriculture, Ibadan, Nigeria

---

**Published by**

**Ecological Laboratory, University of Ghana, Legon**

**sponsored by**

**Danida**

**2004**

**WEST AFRICAN JOURNAL OF APPLIED ECOLOGY**  
**VOLUME 5, 2004**

**CONTENTS**

- I. Y. D. Lawson, M. Mayatsu and I. Nioh.** Effects of Compost Application on Growth and Nodulation of Kidney Bean, Soybean and Alfalfa under Salt Stress 1
- E. F. T. Marandu, S. O. W. M. Reuben and R. N. Misangu.** Genotypic Correlations and Paths of Influence among Components of Yield in Selected Robusta Coffee (*Coffea canephora* L.) Clones 11
- V. C. K. Kakane.** Soil Heat Flux - Net Radiation Relations for some Surfaces 21
- J. A. Odebiyi, S. O. Bada, R. O. Awodoyin, P. I. Oni and A. A. Omoloye.** Population Structure of *Vitellaria paradoxa* Gaertn. F. and *Parkia biglobosa* (Jacq.) Benth. in the Agroforestry Parklands of Nigerian Humid Savanna 31
- C. A. Brown and E. A. Ajao.** Effects of Topographical Modification on the Composition and Abundance of Macrofauna in Southern Lagos Lagoon (Ikoji) 41
- A. O. Osunde, P. A. Tsado, A. Bala and N. Sanginga.** Productivity of a Maize-Promiscuous Soybean Intercrop as Affected by Fertilizer in the Southern Guinea Savanna Zone of Nigeria 51
- A. Abunyewa, E. K. Asiedu and Y. Ahenkorah.** Fertilizer Phosphorus Fractions and their Availability to Maize on different Landforms on a Vertisol in the Coastal Savanna Zone of Ghana 63
- B. K. Kortatsi and J. Quansah.** Assessment of Groundwater Potential in the Sunyani and techiman Areas of Ghana for Urban Water Supply 75
- R. N. Issaka, J. K. Senayah, E. O. Adjei and J. Oppong.** Soil Resources of Saboba-Chereponi District: An Assessment for Agricultural Production 93
- K. N. Don-Pedro, E. O. Oyewo and A. A. Otitoloju.** Trend of Heavy Metal Concentrations in Lagos Lagoon Ecosystem, Nigeria 103

## INSTRUCTIONS TO AUTHORS

Papers for submission to the West African Journal of Applied Ecology should be written in English and should not exceed 8,000 words in total length. Papers should not have been submitted or be considered for submission for publication elsewhere. Ideas expressed in papers that are published in the Journal are entirely those of the authors and not those of the Editors. Papers submitted will be subjected to peer review before possible publication. Authors are encouraged to suggest names of two potential referees. They should, however, not be from the same Institute, nor should they have been at any time closely associated professionally with the author(s) of the paper being submitted. The Editorial Board regards these names as suggestions only, and is not obliged to use any or both of the proposed names.

Papers for publication should be submitted to:

The Editor  
West African Journal of Applied Ecology  
Ecological Laboratory Unit  
University of Ghana  
P. O. Box LG59  
Legon, Accra  
Ghana.

### Reprints

Authors will receive one copy of the Journal in which their papers are published. Author(s) may order reprints at their own cost. Proofs come to the authors with reprints order forms.

### Copyright

Authors publish in the Journal with the understanding that they assign their copyright to the West Africa Journal of Applied Ecology.

### Organization of Manuscripts

Authors should please submit three copies of their manuscript, typed with double spacing, including figure legends, table footnotes and references, on one side of A4 (30 cm × 21 cm) size high quality paper, with 2.5 cm margins on all four sides. Papers must be numbered sequentially, including the abstract, figure legends and tables. The paper should be organised into the following sections:

- **Title page**, indicating title, short running title, name of each author, and, for each author, position held and full address. Please indicate which address should be used for correspondence and reprints requests where there is more than one author.
- **Abstract**, not exceeding 300 words. Should provide a brief summary of the basic content of the paper, including major methods used, results and deductions or conclusions. Avoid abbreviations and do not include tables and diagrams, and, unless absolutely necessary, references should be excluded.

- **Introduction**, to supply background information and references of earlier published reports related to the study, and provide the rationale for undertaking the study. Should avoid excessive references, particularly those not closely related to the study.
- **Materials and methods**, to provide sufficient technical information on approaches, materials and equipment, etc., used to obtain the results reported, such that the work could be duplicated by someone else.
- **Results**, reporting only the results of the experiments, illustrated by Tables and Figures.
- **Discussion**, an interpretation of the results, and its relation to other previously published work on the subject, and must not be a recapitulation of results.
- **Acknowledgements**, indicating the source of any financial support or personal assistance received in carrying out the study.
- **References**, listing all quoted published material, arranged in alphabetical order, typed double-space. Abbreviate journal names according to BIOSIS Serial Sources (Bio-Sciences Information Service, Philadelphia, Pa., 1997).

Follow the styles shown in the examples below:

- Bhuvaneswari, T. V. and Selheim, B. (1985). Root hair deformation in the white clover/*Rhizobium trifolii*, symbiosis. *Physiol. Plant.* 63: 25-34.
- Deutscher, M. P. (1990). Guide to Protein Purification. Acad Press Inc., San Diego, USA.
- Dreyfs, B., Garcia, J. L. and Gillis, M. (1988). Characterization of *Azorhizobium caulinodans* gen. Nov., sp. Nov., a stem - nodulating nitrogen-fixing bacterium isolated from *Sesbania rostrata*. *Int. J. Syst. Bacteriol.* 38: 89-98.
- Van Rhee, J. E. (1963). Earthworm activities and the breakdown of organic matter. In Soil Organisms. Eds. J. Doeksen and J. van der Drift. Pp. 55-59. North Holland, Amsterdam.
- Sambrook, J., Fritsch, E. F. and Maniatis, T. (1989). Molecular Cloning: a laboratory Manual. Cold Spring Harbor Laboratory, Cold Spring Harbor, New York, USA.

References in the text should be quoted by the author's name and date in parenthesis and presented in date order. Where there are more than two authors, the first author only should be quoted, followed by *et al.* and date in parenthesis.

**Illustrations and Tables**, should be of high quality, and line drawing. Should be in a form suitable for reproduction without modification. Figures, photographs and tables should be added separately, i.e. not inserted in the typed text, with each figure or table presented on a separate page, and designed for linear reduction in the ratio of 2:1 or 3:2, for printing within a column width of 6.5 cm or a double-column width of 13.6 cm. Lettering on axes and within figures should be clear and big enough to be legible even upon 50-75% reduction in size. The figure legends should be typed, correspondingly, on a separate page, headed Legends at the end of the article. The author's name, the figure number and indication of its proper orientation should be written lightly on the back of each figure. Photographs should be supplied as black-and-white high, contrast glossy prints. Colour plates may be inserted only if author agrees to pay for the expenses

involved.

### **Units**

All measures should be indicated in SI units. Where necessary they may be followed by the equivalent in traditional units in parenthesis.

### **Change of Address**

Authors should promptly notify the Editor of any change of address.

### **Reviews of Books**

Books and monographs will be reviewed by invited reviewers. They may be sent to the Editor.

### *Other Notes to authors*

- Copyright material. Authors have the responsibility of ensuring that co-authors are in agreement with the form and submission of the manuscript, and for obtaining permission to quote material from copyright sources.
- Returning of manuscripts to authors. Manuscripts submitted will not be returned to authors unless specifically requested at the time of submission.
- Proofs will be sent to authors for final correction. However, authors are not expected to make extensive modifications of manuscripts at this stage, otherwise they would be surcharged. Proofs sent to authors for correction should be returned within a week of receipt, together with any order for reprints.
- Acceptance of manuscripts for publication. Acceptance of a manuscript for publication will be indicated explicitly in a letter to the authors, and whether any corrections or modifications are required to be made on the paper or not. Similarly, authors whose papers are rejected for publication will be notified.

# Effects of Compost Application on Growth and Nodulation of Kidney Bean, Soybean and Alfalfa Under Salt Stress

I. Y. D. Lawson<sup>1\*</sup>, M. Hayatsu<sup>2</sup>, and I. Nioh<sup>2</sup>

<sup>1</sup>United Graduate School of Agricultural Science, Gifu University, Gifu, 501-11 Japan, <sup>2</sup>Faculty of Agriculture, Shizuoka University, Ohya 836 Shizuoka, 422 Japan.

<sup>1</sup>Present address: Agronomy Dept; Faculty of Agriculture, University for Development Studies, Box TL 1882, Tamale, Ghana

\*Corresponding author

## Abstract

The effects of two commercially prepared composts, Bark and Tenporon, on the growth and nodulation of kidney bean, soybean and alfalfa under salt stress were investigated in the greenhouse. Growth and nodulation of the legumes were improved by the composts. The inhibitory effect of NaCl and Na<sub>2</sub>SO<sub>4</sub> at high concentration was also alleviated by the composts, especially in plants treated with Bark compost. The results suggest that application of some organic materials to salt-affected soils may enhance plant growth and nodulation of legumes, without desalinization with expensive chemical substances.

## Introduction

Continuous irrigation with water loaded with soluble salts results in salination of arable soils and reduces crop yield in the field. According to Ben-Zioni *et al.* (1967) and Itai *et al.* (1968), crops grown under saline environment exhibit disturbed metabolism culminating in stunted growth and poor productivity. Rains (1979) outlined three basic problems encountered by plants exposed to saline environments. These are reduction in water potential of the surrounding environment making water less available, interference of toxic ions with the physiological and biochemical processes, and predominance of other ions over nutrient ions.

One way to reduce salinity is the application of compost. During composting, labile carbon compounds are lost, while more complex substances, such as humic acids, are synthesized (Riffaldi *et al.*, 1992). Besides, during decomposition of compost

material in the soil, different substances are released into the soil solution. Some of these substances are leached out of the plant root absorption zone, while others remain and result in changes in the soil biological and chemical status. The substances remaining within the root absorption zone, especially cations, play a role in legume growth and nutrition under saline condition. For instance, increasing external Ca concentration has been shown to inhibit Na absorption in beans (LaHaye & Epstein, 1971), soybean (Wieneke & Lauchli, 1980), and increasing germination percentage and early seedling growth of *Phaseolus vulgaris* (Cachorro *et al.*, 1994).

In the present study, two experiments were conducted to investigate the effects of two commercially-prepared composts, Bark and Tenporon (commonly used in Japan), on the growth and nodulation of kidney bean, soybean and alfalfa at salt

concentrations which significantly reduce their growth.

### Materials and methods

#### *Legume hosts and rhizobium strains*

The legumes used were soybean (*Glycine max* L. cv. Enrei), kidney bean (*Phaseolus vulgaris* cv. Selina) and alfalfa (*Medicago sativa* cv. Rusan). *Bradyrhizobium japonicum* IFO 12608, *Rhizobium leguminosarum* IFO 12612 and *Rhizobium meliloti* IFO 12611 were used to inoculate the legumes, respectively. The strains were obtained from the Institute for Fermentation, Osaka (IFO), Japan.

#### *Composts used*

The composts used, Bark and Tenporon, were obtained from Fujimi Co. Ltd (Shizuoka) and Tenpoku Co. Ltd (Muroran) in Japan, respectively. Bark compost was made from barks of Japanese cedar and cypress, and the compost particle size was 1-8 mm. Tenporon is the commercial name of peat moss compost and the particle size was 0.5-2 mm. Some chemical properties of Bark compost analyzed are: organic matter: 80%, C/N: 58, total N: 12 g kg<sup>-1</sup> dry wt., total Ca: 213 g kg<sup>-1</sup> dry wt.; and for Tenporon compost, they are organic matter: 60%, C/N: 27, total N: 10 g kg<sup>-1</sup> dry wt., total Ca, 38 g kg<sup>-1</sup> dry wt.

#### *Experiment 1*

The experiments were conducted in the greenhouse of the Faculty of Agriculture, Shizuoka University, Japan. The effect of different concentrations of NaCl and Na<sub>2</sub>SO<sub>4</sub> on the growth and nodulation of the three legumes was assessed under natural light conditions. The legume seeds were

surface-sterilized with 90% ethanol under ultrasonic pressure for 1-3 min and washed with sterile distilled water. The soybean, kidney bean and alfalfa seeds were inoculated by the slurry method with *Bradyrhizobium japonicum* IFO 12608, *Rhizobium leguminosarum* IFO 12612 and *Rhizobium meliloti* IFO 12611, respectively. The inoculated seeds were sown into a 1.5 l plastic pots containing river sand with hole at the bottom. The plants were sown at two seedlings per pot at a replicate of four. The pots were placed into graduated plastic containers to collect excess salt solution that dripped from the plant culture pots.

The seedlings were irrigated with distilled water for 7 days after which salt stress treatment was imposed. Salinity treatments were imposed by adding 100 ml of 25, 50, 75, 100, 200 mM of NaCl and Na<sub>2</sub>SO<sub>4</sub> to the culture medium once. Control treatments received 100 ml of distilled water. The excess solution collected in the graduated plastic container was used to irrigate the seedlings throughout the growth period of the plants. The 100 ml mark on the graduated containers was used as the baseline and, in cases where the volume of solution collected, was less than 100 ml; distilled water was added to make up for the difference. The seedlings were fertilized weekly with 5 ml of N-free nutrient solution [0.1 g K<sub>2</sub>HPO<sub>4</sub>, 0.2g Ca(H<sub>2</sub>PO<sub>4</sub>)<sub>2</sub>, 0.1 g MgSO<sub>4</sub>.7H<sub>2</sub>O, 0.05 g FeCl<sub>3</sub>, and 1 ml of trace element solution (1.43 g H<sub>3</sub>BO<sub>3</sub>, 1 g MnSO<sub>4</sub>.4H<sub>2</sub>O, 0.11 g ZnSO<sub>4</sub>.7H<sub>2</sub>O, 0.04 g CuSO<sub>4</sub>.5H<sub>2</sub>O and 0.007 g Na<sub>2</sub>MoO<sub>4</sub>.4H<sub>2</sub>O)] per 1 l. The plants were harvested 4 weeks after sowing. Nodulation and dry matter were determined.

### Experiment 2

The effects of Bark and Tenporon composts on the growth and nodulation of the legumes were also investigated in the greenhouse under natural light conditions. The culture system described above was used. The legume seeds were surface-sterilized, inoculated with the appropriate rhizobium strains and sown into river sand mixed with compost at 4% (wt/wt dry weight basis). Control treatments were not treated with compost. The seedlings were irrigated with distilled water for 7 days, after which salt stress treatment was imposed. Based on the growth results of the legumes at different salt concentrations in Experiment 1, salinity treatment was imposed by irrigating the plants at the following salt concentrations: kidney bean (50 mM NaCl, 50 mM Na<sub>2</sub>SO<sub>4</sub>), soybean (100 mM NaCl, 100 mM Na<sub>2</sub>SO<sub>4</sub>), and alfalfa (150 mM NaCl, 100 mM Na<sub>2</sub>SO<sub>4</sub>). The plants were also treated with composts and irrigated with salt solution at concentrations that inhibited the plant growth in Experiment 1. The inhibited salt concentrations were 100 mM NaCl and 150 mM Na<sub>2</sub>SO<sub>4</sub> for kidney bean, 200 mM NaCl and 150 mM Na<sub>2</sub>SO<sub>4</sub> for soybean, and 200 mM Na<sub>2</sub>SO<sub>4</sub> for alfalfa. The seedlings were fertilized weekly with the N-free nutrient solution as described in Experiment 1, and harvested 4 weeks after sowing for dry matter determination and nodule number count.

### Results and discussion

The growth of kidney bean, soybean and alfalfa at different salt concentrations is shown in Fig. 1. Significant ( $P < 0.05$ ) decrease in total dry matter (TDM) production of kidney bean occurred with

increase in NaCl concentration, and growth was inhibited at 100 mM NaCl. There was also significant ( $P < 0.05$ ) decrease in TDM production between 25 mM and 100 mM Na<sub>2</sub>SO<sub>4</sub>. Significant ( $P < 0.05$ ) decrease in TDM production of soybean was observed at 100 mM for both salts, and growth was inhibited at 200 mM NaCl and 150 mM Na<sub>2</sub>SO<sub>4</sub>. The growth trend of alfalfa plant was different from the other legumes. Significant ( $P < 0.05$ ) decrease in plant growth was observed at 150 mM NaCl and 75 mM Na<sub>2</sub>SO<sub>4</sub>, and growth was inhibited at 200 mM Na<sub>2</sub>SO<sub>4</sub>. Based on these results, the sensitivity of the legumes to both salts is in the order: kidney bean > soybean > alfalfa. Legumes have been recognized to be sensitive or only moderately resistant to salinity (Mess & Hoffman, 1977).

Nodulation in kidney bean and soybean was more sensitive to salt stress than plant growth (Table 1). There was significant ( $P < 0.05$ ) decrease in nodule number in kidney bean at the lowest salt concentration (25 mM). Nodule formation was inhibited at 50 mM NaCl and 75 mM Na<sub>2</sub>SO<sub>4</sub>. In soybean, there was no significant ( $P > 0.05$ ) change in nodule number between 25 and 75 mM NaCl. However, there was significant ( $P < 0.05$ ) increase in nodule number at 50 mM Na<sub>2</sub>SO<sub>4</sub>. Nodule formation was inhibited at 100 mM NaCl and 75 mM Na<sub>2</sub>SO<sub>4</sub>. For alfalfa, there was no difference in nodule number between 25 and 100 mM but significant ( $P < 0.05$ ) decrease in nodule number was observed at 150 mM for both salts. In several legumes, such as soybean (Singleton & Bohlool, 1984), pea (Siddiqui *et al.*, 1985), cowpeas and mungbeans (Bulasubramanian and Sinha, 1976) and faba beans (Yousef & Sprent, 1983), nodule formation was reported to decrease with



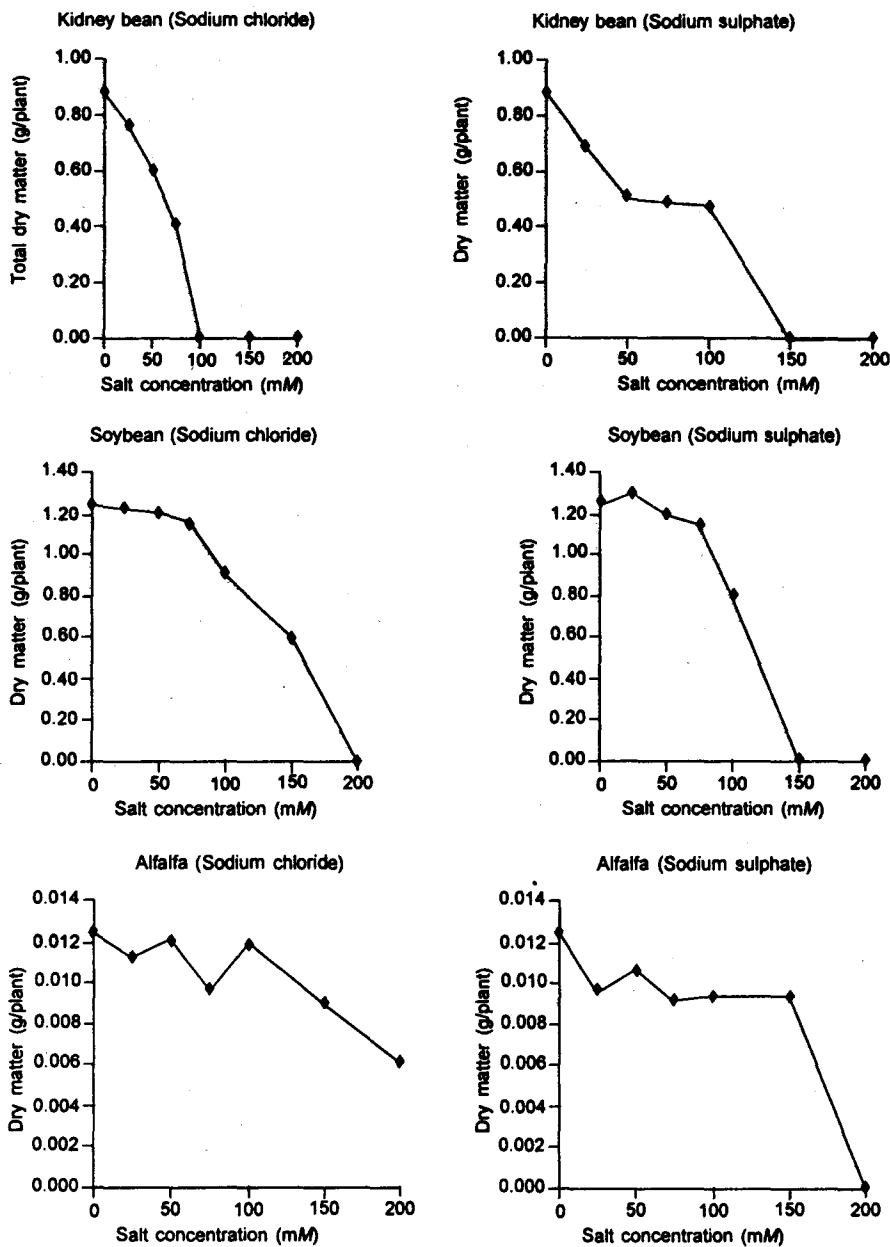


Fig. 1. Total dry matter of kidney bean, soybean and alfalfa at different salt concentrations

increasing salinity. In the present study, no significant ( $P > 0.05$ ) decrease in nodule number was observed in alfalfa between 25 and 100 mM. However, there was significant ( $P < 0.05$ ) increase in nodule number in

soybean at 50 mM  $\text{Na}_2\text{SO}_4$ .

The effect of compost application on plant growth is shown in Fig. 2. Application of Bark and Tenporon composts improved the shoot growth of kidney bean at 50 mM

TABLE 1

*Nodule number of kidney bean, soybean and alfalfa plants grown under different salt concentrations*

Legume	Salt	Salt concentration (mM)							LSD(5%)
		0	25	50	75	100	150	200	
Kidney bean	NaCl	12	2	2	2	-	-	-	2.07
	Na <sub>2</sub> SO <sub>4</sub>	12	6	1	0	0	-	-	1.88
Soybean	NaCl	1	1	2	2	0	0	-	1.18
	Na <sub>2</sub> SO <sub>4</sub>	1	1	5	0	0	-	-	3.67
Alfalfa	NaCl	15	18	13	16	13	9	5	4.89
	Na <sub>2</sub> SO <sub>4</sub>	15	18	13	14	13	5	-	4.21

Dash line (-) indicates no plant growth

NaCl, however, the increase in shoot growth was only significant ( $P < 0.05$ ) in plants treated with Tenporon compost. At 50 mM Na<sub>2</sub>SO<sub>4</sub>, Bark and Tenporon composts significantly ( $P < 0.05$ ) enhanced shoot growth by 25% and 46%, respectively. Besides, application of compost had no effect on root development of kidney plants irrigated with NaCl solution. However, compost application caused significant ( $P < 0.05$ ) reduction in root development of kidney bean plants irrigated with Na<sub>2</sub>SO<sub>4</sub>. Application of compost increased shoot growth of soybean at 100 mM NaCl and 100 mM Na<sub>2</sub>SO<sub>4</sub> but significant ( $P < 0.05$ ) increase was observed at 100 mM NaCl. However, root growth was not affected by application of compost for both salts. Shoot growth of alfalfa was significantly ( $P < 0.05$ ) improved by compost application at 150 mM NaCl. Increase in shoot growth of alfalfa at 100 mM Na<sub>2</sub>SO<sub>4</sub> was observed for both composts but significant ( $P < 0.05$ ) increase was observed for Tenporon compost. Significant increase in root growth was only observed in alfalfa plant treated

with Tenporon compost at 100 mM Na<sub>2</sub>SO<sub>4</sub>. Application of Bark compost significantly ( $P < 0.05$ ) increased nodule numbers in soybean and alfalfa (Table 2).

Results showed that Bark compost enabled kidney bean to grow at inhibitory concentration of 100 mM NaCl (Fig. 3), however, nodule formation was not observed (Table 3). Both composts enabled alfalfa to grow at inhibitory concentration of 200 mM Na<sub>2</sub>SO<sub>4</sub> and there was nodule formation as well (Table 3). The number of nodules formed in Bark-treated plants was almost twice that of Tenporon-treated plants. Both composts also enabled soybean to grow at inhibitory concentration of 200 mM NaCl (Fig. 3), however, only Bark-treated plants showed nodule formation (Table 3). Bark compost enabled soybean to grow at inhibitory concentration of 150 mM Na<sub>2</sub>SO<sub>4</sub> (Fig. 3) and nodules were also formed. There appears to be no published work indicating growth and nodule formation in legumes at salt concentrations inhibitory to legume growth as a result of organic matter application. In a previous work (Lawson *et*

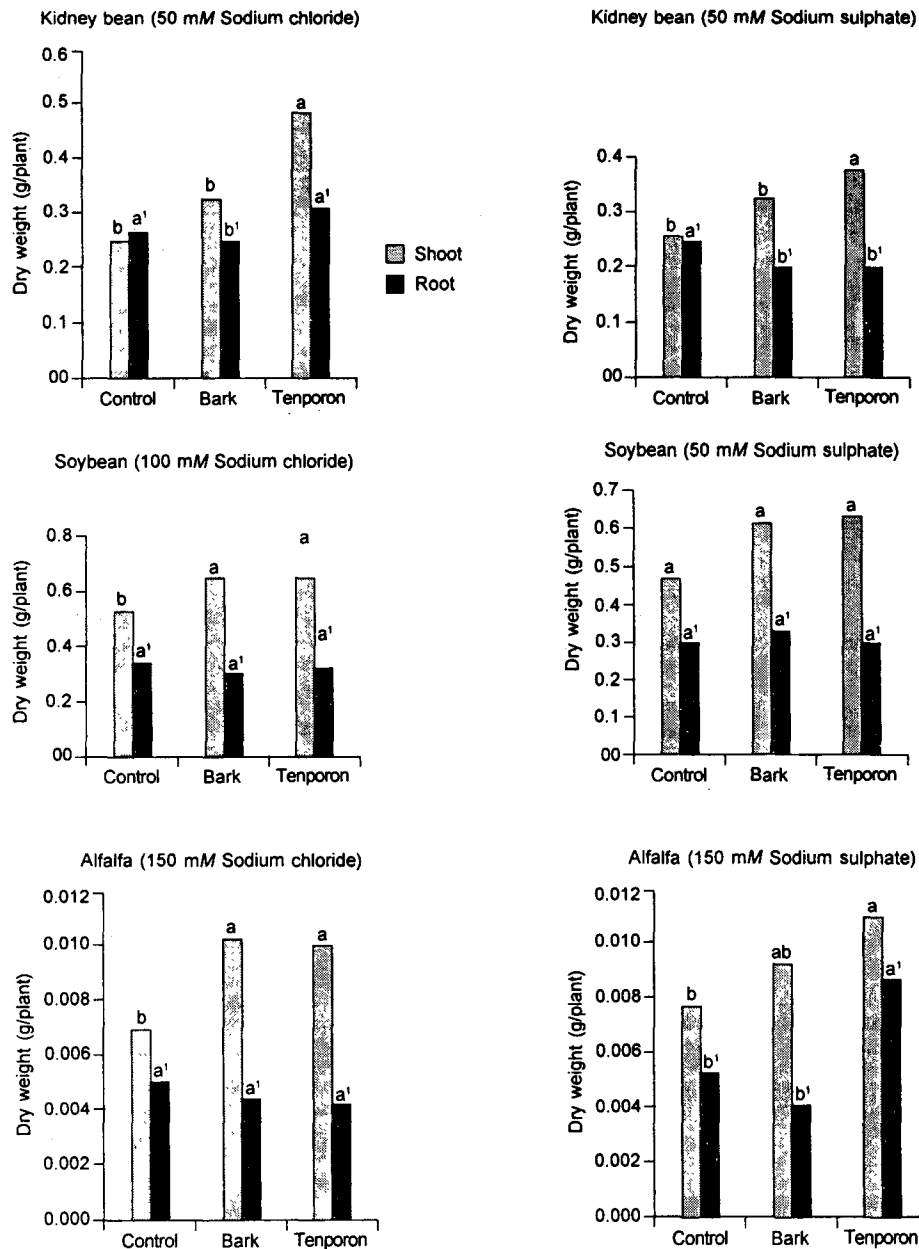


Fig. 2. Effect of compost application on plant growth of kidney bean, soybean and alfalfa at salt concentrations that caused significant reduction in growth. Treatments sharing common alphabet(s) are not significantly different at  $P = 0.05$ .

al., 1995), the application of Bark and Tenporon composts improved soil moisture status and exchangeable Ca, however, the

increase in exchangeable Ca was more in Bark-treated soil than Tenporon-treated soil. Besides, analysis showed that Bark

TABLE 2

Effect of compost application on nodule number of kidney bean, soybean and alfalfa grown under saline condition

Legume	Salt (conc.)	Control	Bark	Temporon	LSD (5%)
Kidney bean	NaCl (50 mM)	0	0	0	
	Na <sub>2</sub> SO <sub>4</sub> (50 mM)	0	0	0	
Soybean	NaCl (100 mM)	6	16	7	4.6
	Na <sub>2</sub> SO <sub>4</sub> (100 mM)	9	15	8	4.9
Alfalfa	NaCl (150 mM)	9	23	10	3.7
	Na <sub>2</sub> SO <sub>4</sub> (100 mM)	11	21	10	4.7

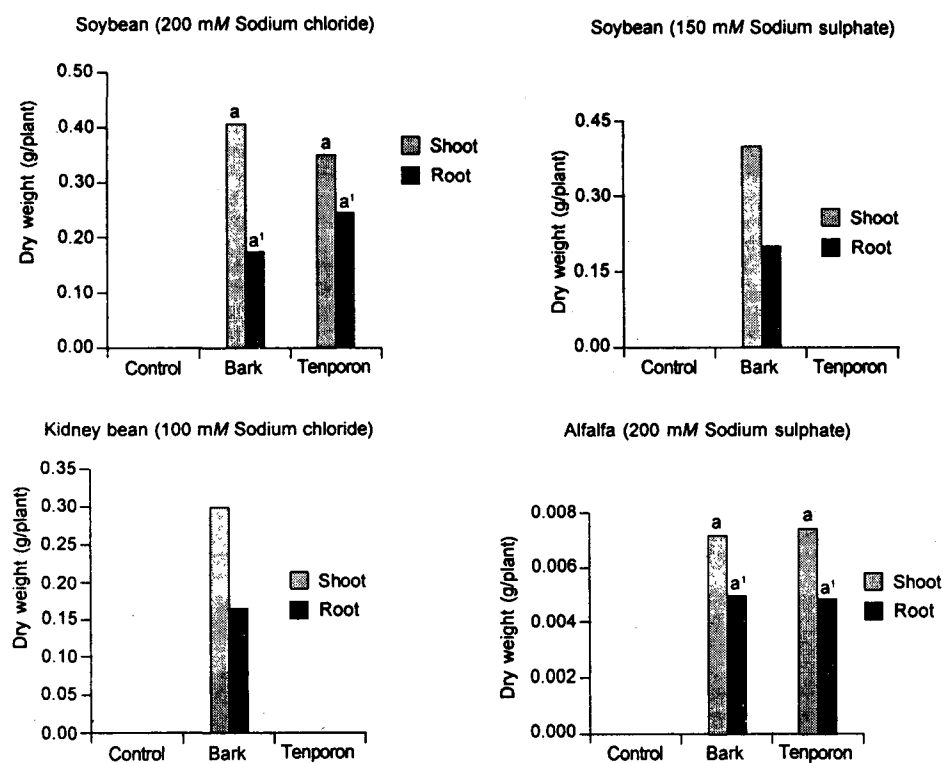


Fig. 3. Effect of compost application on plant growth of kidney bean, soybean and alfalfa at salt concentrations inhibitory to plant growth. Treatments sharing common alphabet(s) are not significantly different at  $P = 0.05$ .

compost contained total Ca of 213 kg<sup>-1</sup> dry wt. while Temporon compost contained total Ca of 38 kg<sup>-1</sup> dry wt. Cachorro *et al.* (1994)

indicated that high Ca concentration could decrease Na toxicity under salinity. Ashraf & Naqvi (1991) found that addition of Ca.

TABLE 3

Effect of compost application on nodule number of kidney bean, soybean and alfalfa grown at inhibitory concentrations

Legume	Salt(conc.)	Control	Bark	Temporon	LSD (5%)
Kidney bean	NaCl(100 mM)	-	0	-	
	Na <sub>2</sub> SO <sub>4</sub> (150 mM)	-	-	-	
Soybean	NaCl(200 mM)	-	3	0	
	Na <sub>2</sub> SO <sub>4</sub> (150 mM)	-	6	-	
Alfalfa	Na <sub>2</sub> SO <sub>4</sub> (200 mM)	-	17	9	6.5

Dash line (-) indicates no plant growth.

increased the Ca/Na and K/Na ratios in shoots and improved germination and growth. Increasing external Ca concentrations were shown to inhibit Na absorption in bean (LaHaye & Epstein, 1971) and soybean (Wieneke & Lauchli, 1980) and, thus, may be an important factor in controlling salinity response of legumes. The possible improvement of plant growth by Bark and Tenporon composts in the present study may be due to improved moisture and availability of plant nutrients, especially Ca.

The enhanced nodulation in soybean and alfalfa by Bark compost may be due to high increase in exchangeable Ca, as shown in previous work (Lawson *et al.*, 1995) because Ca concentration has been shown to affect the attachment of rhizobia to root (Smit *et al.*, 1987). Smit *et al.* (1991) also observed that the growth of *Rhizobium leguminosarum* var. *viciae* cells under Ca<sup>2+</sup>-limitation caused a loss of attachment to pea root hair tips. The inability of Bark compost to induce nodulation in kidney bean at the inhibitory concentration may be due to the sensitivity of this legume to salt stress. Further studies on the mechanisms

responsible for the improved plant growth and nodulation from genetical and physiological point of view are necessary. The present study indicated that the application of some organic materials to saline soils may enhance nodulation and plant growth of some legumes for increased yield without desalinization with expensive chemical substances.

#### Acknowledgement

The authors sincerely thank Fujimi Co., Shizuoka (Japan) and Tenporon Co. Ltd., Muroan (Japan) for the provision of Bark and Tenporon, respectively, for this work.

#### References

- Ashraf M. and Naqvi M. I. (1991). Growth and ion uptake of four *Brassica* species as affected by Na/Ca ratio in saline sand culture. *Z. Pflanzenernahr, Bodenkd.* **155**: 101-108.
- Balasubramanian V. and Sinha S. K. (1976). Effect of salt stress on growth, nodulation and nitrogen fixation in cowpea and mungbeans. *Physiologia Pl.* **36**: 197-200.
- Ben-Zioni A., Itai C. and Vaadia Y. (1967). Water and salt stressed, kinetin and protein synthesis in tobacco leaves. *Pl. Physiol.* **42**: 361-365.

- Cachorro P., Ortiz A. and Cerda A. (1994).** Implications of calcium nutrition on the response of *Phaseolus vulgaris* L. to salinity. *Pl. Soil* **159**: 205-212.
- Itai C., Richmond A. and Vaadia Y. (1968).** The role of root cytokinins during water and salinity stress. *Israel J. Bot.* **17**: 187-195.
- LaHaye P. A. and Epstein E. (1971).** Calcium and salt tolerance by bean plants. *Physiologia. Pl.* **25**: 213-218.
- Lawson I. Y. D., Muramatsu K. and Nioh I. (1995).** Effect of organic matter on the growth, nodulation, and nitrogen fixation of soybean grown under acid and saline conditions. *Soil Sci. Pl. Nutr.* **41**: 721-728.
- Rains D. W. (1979).** Salt tolerance of plants: Strategies of biological systems. In *The Biosaline Concept: An Approach to the Utilization of Saline Environments.* (A. Hollaender, ed.), pp. 47-67. New York, Plenum,.
- Riffaldi R., Levi-Minzi R., Saviozzi A. and Capurro M. (1992).** Evaluating garbage compost. *BioCycle* **33**: 66-69.
- Siddiqui S., Kumar S. and Sharma H. R. (1985).** Studies on the effects of salinization on nodulation and nitrogen fixation in pea (*Pisum sativum*). *Indian J. Pl. Physiol.* **28**: 369-375.
- Singleton P. W. and Bohlool B. B. (1984).** Effect of salinity on nodule formation by soybean. *Pl. Physiol.* **74**: 72-76.
- Smit G., Kijne J. W. and Lugtenberg B. J. J. (1987).** Involvement of both cellulose fibrils and Ca<sup>2+</sup>-dependent adhesin in the attachment of *Rhizobium leguminosarum* to pea root hair tips. *J. Bacteriol.* **169**: 4294-4301.
- Smit G., Tubbing D. M. J., Kijne J. W. and Lugtenberg B. J. J. (1991).** Role of Ca<sup>2+</sup> in the activity of rhiccadhesin from *Rhizobium leguminosarum biovar viciae*, which mediates the first step in attachment of Rhizobiaceae cells to plant root hair tips. *Archs Microbiol.* **155**: 278-283.
- Wieneke J. and Lauchli A. (1980).** Effects of salt stress on distribution of Na<sup>+</sup> and some other cations in two soybean varieties differing in salt tolerance. *Z. Pflanzenernahr, Bodenkd.* **143**: 55-67.
- Yousef A. N. and Sprent J. I. (1983).** Effects of NaCl on growth, nitrogen incorporation and chemical composition of inoculated and NH<sub>4</sub>NO<sub>3</sub> fertilized *Vicia faba* L. plants. *J. exp. Bot.* **34**: 941-950.